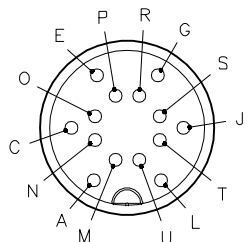
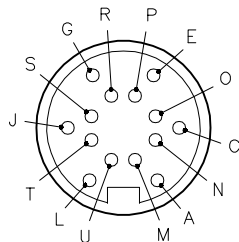


MALE END VIEW

FEMALE END VIEW



- A = BROWN
- C = RED/BLUE
- E = BLACK
- G = PINK
- J = GREEN
- L = BLUE
- M = ORANGE
- N = GREY/BROWN
- O = VIOLET
- P = WHITE
- R = RED
- S = GRAY
- T = YELLOW
- U = TAN

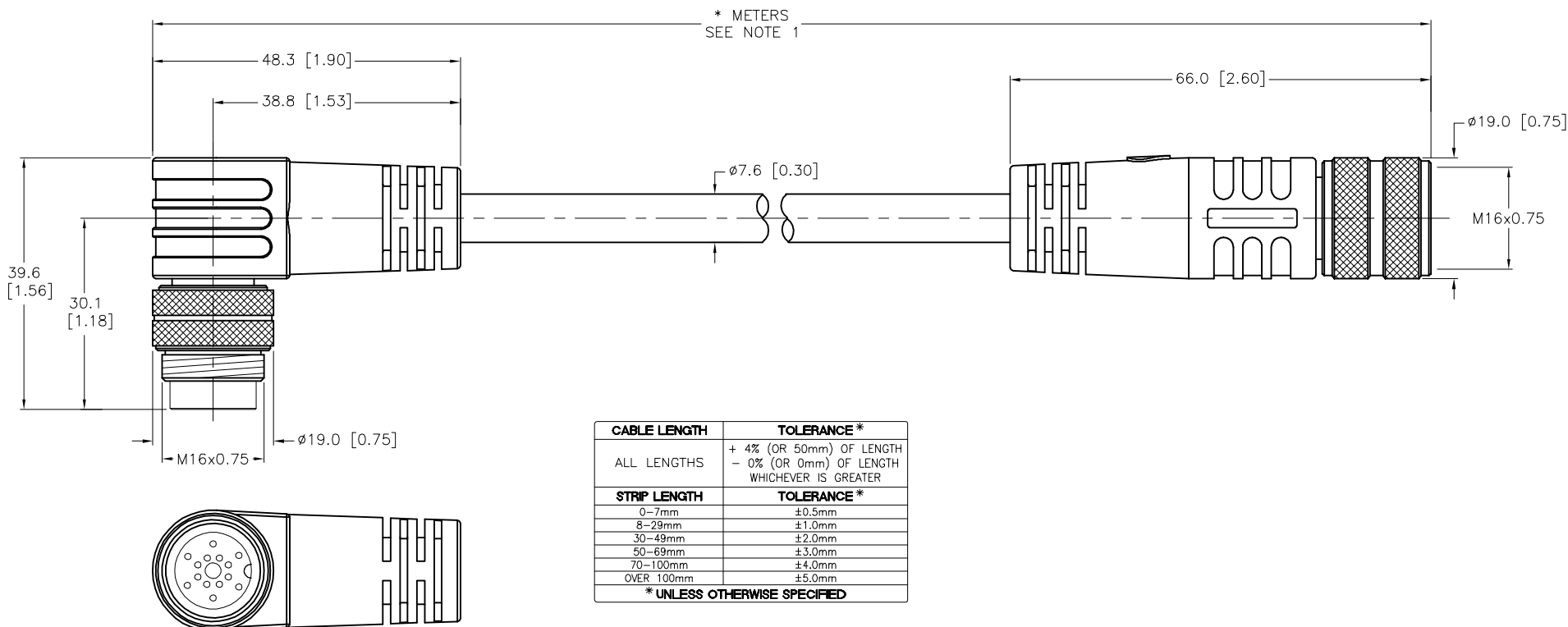


M16 connector

M16 connector

SPECIFICATIONS

CONTACT CARRIER MATERIAL/COLOR	TPU/BLACK
MOLDED HEAD MATERIAL/COLOR	TPU/BLACK
CONTACT MATERIAL/PLATING	BRASS/GOLD
COUPLING NUT MATERIAL/PLATING	BRASS/NICKEL
RATED CURRENT [A]	3.0 A
RATED VOLTAGE [V]	30 VAC/VDC
OUTER JACKET MATERIAL/COLOR	PVC/BLACK
CONDUCTOR INSULATION MATERIAL	PVC
NUMBER OF CONDUCTORS [AWG]	14x22 AWG
DRAIN/SHIELD	24 AWG/ALUMINUM-POLYESTER FOIL
TEMPERATURE RANGE	-40°C TO +105°C (-40°F TO +221°F)
PROTECTION CLASS	MEETS IEC IP67



CABLE LENGTH	TOLERANCE*
ALL LENGTHS	+ 4% (OR 50mm) OF LENGTH - 0% (OR 0mm) OF LENGTH WHICHEVER IS GREATER
STRIP LENGTH	TOLERANCE*
0-7mm	±0.5mm
8-29mm	±1.0mm
30-49mm	±2.0mm
50-69mm	±3.0mm
70-100mm	±4.0mm
OVER 100mm	±5.0mm

\* UNLESS OTHERWISE SPECIFIED

SOURCE DRAWING - FOR REFERENCE ONLY

NOTES:

- "\*" INDICATES CABLE LENGTH IN METERS. CONTACT TURCK TO ORDER SPECIFIC LENGTHS.
- "/S771" DESIGNATES BLACK MOLDED PLUG BODIES.

RELATED DOCUMENTS 1. 2. 3. 4.	3RD ANGLE PROJECTION 	THIS DRAWING IS CONFIDENTIAL AND THE PROPERTY OF TURCK INC. USE OF THIS DOCUMENT WITHOUT WRITTEN PERMISSION IS PROHIBITED.		3000 CAMPUS DRIVE MINNEAPOLIS, MN 55441 1-800-544-7769 (763) 553-7300 (763) 553-0708 fax www.turck.us	
	MATERIAL SEE SPECIFICATIONS	DRFT RDS APVD	DATE 08/23/10 SCALE 1=1.0	DESCRIPTION BSWM BKM 14-998-*/S771	
FINISH SEE SPECIFICATIONS	ALL DIMENSIONS DISPLAYED ON THIS DRAWING ARE FOR REFERENCE ONLY	UNIT OF MEASUREMENT <b>MILLIMETER [ INCH ]</b>		IDENTIFICATION NO.	REV B
B DRAWING PROCESSED AS PART OF ECO 33971	CBM 04/07/11	33971	DO NOT SCALE THIS DRAWING		FILE: 777026642
REV DESCRIPTION	BY DATE	ECO NO.	SHEET 1 OF 1		